


# Special Cylinder Wrenches



## Model 90001

This universal cylinder wrench has 3 openings on one end (11/16", 1-1/8", 1-1/4") for tightening the various cylinder valve connections and most commonly used gas connections. The opposite end has a 3/8" square box for opening cylinder valves that do not have hand wheels.



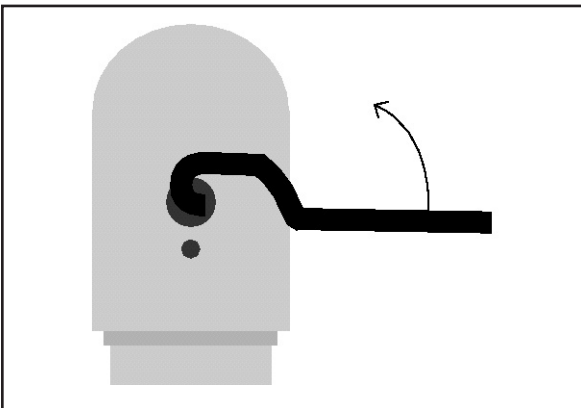
## Model 90002

This wrench is a basic 3/8" square for opening cylinder valves that do not have hand wheels, such as chlorine and hydrogen sulfide.

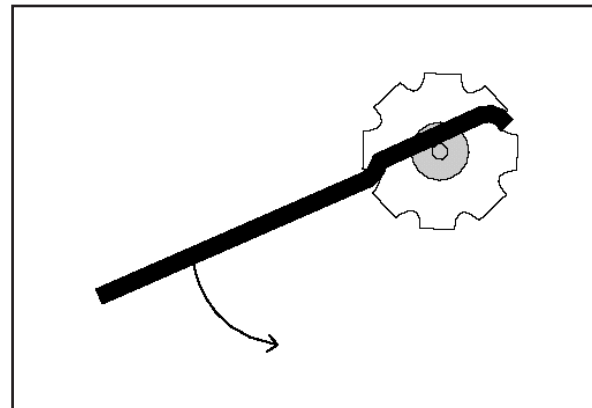


## Model 90003

The special configuration of this wrench provides an easy method of opening extra tight, hand wheel operated cylinder valves and removing difficult cylinder caps.



*Remove difficult cylinder caps*



*Open tight valves easily*